



Tuesday 2nd June 2020

Good Morning Reception children, parents and careers.

How did the bug hunt go yesterday?

Here is today and tomorrows challenge.




















Remember these daily challenges are just ideas to support you, you do not have to do them, if you do please let us know how the challenges went. Email, send us pictures, videos, messages and/or post on our Facebook page.

Oxhey Wood Primary School 2020

We want to stay connected! If you email your teachers we will try to respond as promptly as possible, please be patient as we are now working at school.

cloomes@oxheywood.herts.sch.uk

kdouglas-law@oxheywood.herts.sch.uk

Tuesday	Wednesday						
<p>Can you follow the instructions on how to draw a ladybird and colour them in. Can you label the different parts of the body? https://www.youtube.com/watch?v=tXBEI0BLM98</p>  <p>HOW TO DRAW A LADYBUG</p>	<p>Can you draw 6 ladybirds and then using the pictures below draw 1 to 6 spots on one of the wings then double that number by drawing the same amount of spots on the other wing, Can you then write the number sentence for the sum? $1+1=2$</p> <p>Ladybird Doubling</p> <p><small>Double the number of spots on the ladybirds by copying the same number of spots as the left hand side onto the right hand side. If you can, write the number sentence underneath each one.</small></p> <table border="0"><tr><td> + = </td><td> + = </td></tr><tr><td> + = </td><td> + = </td></tr><tr><td> + = </td><td> + = </td></tr></table>	 + =	 + =	 + =	 + =	 + =	 + =
 + =	 + =						
 + =	 + =						
 + =	 + =						

