



Oxhey Wood Primary School Curriculum 2019 /20

Year 2

Autumn 1



Y2 - Street Detectives

Autumn 2



Y2 - Towers, Tunnels and Turrets

Spring 1



Y2 - Muck, Mess and Mixtures

Spring 2



Summer 1













Y2 - Beachcombers





Summer 2



<p>Phonics: Week 1. ai Week 2.ee Week 3. ie Week 4. oa Week 5. ue Week 6.soft 'g' /ge & dge</p> <p>Grammar Week 1.Sentence writing Week 2. Using suffixes to form nouns Week 3. Coordinating conjunctions Week 4. Alphabetical order Week 5. Compound nouns Week 6. Commas in lists</p> <p>Handwriting Week 1. Easy letters – i l t Week 2. Easy letters – u w e Week 3 – Easy letters – c o Week 4. Easy letters – a d Week 5. 1 day – no formation 1 day – punctuation 2 days – capital letters Week 6. Revision of easy letters – i l t u w e c o a d</p> <p>Writing: full stops, capital letters, exclamation marks, question marks, commas for lists & apostrophes for contracted forms & possessive singular, /sentences with different forms: statement, question, exclamation, command</p>	<p>Phonics Week 1. Silent 'w' Week 2. Silent 'k' Week 3. Soft 'c' Week 4. Plurals <s> & <ies> Week 5. Add 'ed' to words ending in <y> Week 6. Suffixes <er> & <est> Week 7. Adding <ing></p> <p>>Grammar Week 1. Subordinating conjunctions Week 2. Proper nouns Week 3. Adjectives Week 4. Adverbs Week 5. Expanded noun phrases Week 6. Suffixes to form adverbs from adjectives</p> <p>Handwriting Week 1. Easy letters – n m h Week 2. Easy words – ill it lit tilt Week 3 – Easy words – We wet Week 4. Easy letters – a d Week 5. 1 day – no formation 1 day – punctuation 2 days – capital letters Week 6. Revision of easy letters – i l t u w e c o a d</p> <p>Writing: full stops, capital letters, exclamation marks, question marks, commas for lists & apostrophes for contracted forms & possessive singular/ expanded noun phrases to describe and specify</p>	<p>Phonics Week 1. Adding new endings to words ending in<e> Week 2. Adding new endings to one syllable words with short vowel sounds Week 3.Spelling words with <al> or <all> Week 4. The /u/ sound spelt <o> Week 5.The /ee/ sound spelt <ey> Week 6. <wa> for <wo></p> <p>Grammar Week 1. Prefixes Week 2. Speech marks Week 3. Suffixes in adjectives Week 4. Statement sentences Week 5. Alphabetical order Week 6. Apostrophes for possession</p> <p>Handwriting Week 1. Harder letters – j y Week 2. Harder letters – g q Week 3. Harder letters – b p Week 4. Harder letters – k v Week 5. 1 day – no formation 1 day – mathematical symbols 1 day – punctuation 1 day – Capital letters Week 6. Revision of harder letters – j y g q b p k v</p> <p>Writing: full stops, capital letters, exclamation marks, question marks, commas for lists & apostrophes for contracted forms & possessive singular/ using the present and past tenses correctly and consistently including the progressive form</p>	<p>Phonics Week 1. /er/ Week 2. /or/ Week 3. <si> for /sh/ & /zh/ Week 4. Suffixes – ment ness ful less ly Week 5. Contractions Week 6. Apostrophe <s></p> <p>Grammar Week 1. Sentences & verbs Week 2. Question sentences Week 3. Exclamation marks Week 4. Command sentences Week 5. Verb 'to be' present Week 6. Regular past tense</p> <p>Handwriting Week 1. Harder letters – s r Week 2. Harder letters – f x z Week 3. Harder words – yell eye jaw jay Week 4. Harder words – gag going quay queen Week 5. 1 day – no formation 1 day – mathematical symbols 1 day – punctuation 1 day – Capital letters Week 6. Revision of harder letter and words – s r f x z</p> <p>Writing: full stops, capital letters, exclamation marks, question marks, commas for lists & apostrophes for contracted forms & possessive singular</p>	<p>Phonics Week 1. <ti> for /sh/ Week 2. Homophones Week 3. <le> endings Week 4. <el> endings Week 5. <al> endings Week 6. <il> endings</p> <p>Grammar Week 1. Irregular past tense Week 2. Progressive verb forms Week 3. Plurals 's' & 'es' Week 4. Prepositions Week 5. Verb 'to be' past Week 6. Possessive adjectives</p> <p>Handwriting Week 1. Harder words – bap kept apple back Week 2. Harder words – vans stars rest eves Week 3. Harder words – fox zoo oxen fuzzy Week 4. 1 day – no formation 1 day – mathematical symbols 1 day – punctuation 1 day – Capital letters Week 5. Revision of harder words Week 6. Easy practice dictation exercises</p> <p>Writing: full stops, capital letters, exclamation marks, question marks, commas for lists & apostrophes for contracted forms & possessive singular/ subordination (using when, if, that, or because) and co-ordination (using or, and, or but)</p>	<p>Phonics Week 1. <are> & <ear> for /air/ Week 2. Silent <h> <c> Week 3. <wh> & <ph> Week 4. Words ending in <y> Week 5. <air> Week 6. <ei> & <eigh> Week 7. <ear></p> <p>Grammar Week 1. Commas in speech Week 2. Alphabetical order Week 3. Word webs Week 4. Interesting words Week 5. Parsing Week 6.Using a dictionary Week 7. Proofreading a story</p> <p>Handwriting Week 1. Teach high frequency words Week 2. Teach high frequency words Week 3. Teach high frequency words Week 4. Teach high frequency words Week 5. Teach high frequency words Week 6. Assessment Week 7. Harder dictation exercises</p> <p>Writing: full stops, capital letters, exclamation marks, question marks, commas for lists & apostrophes for contracted forms & possessive singular</p>
---	--	--	--	--	---


English	<p>7 weeks Recount – class walk in local area based on voices in the park book – 2 weeks (HFL planning)</p> <p>Poetry – list poems (HFL planning)</p> <p>Diary writing – Street (cornerstones planning)</p> <p>Adverts – for a local house – 1 week (cornerstones planning)</p>	<p>7 weeks Traditional tales – Rupunzel – 3 weeks</p> <p>Information Poster – amazing structure – 1 week.</p> <p>Anthony Browne’s book, The Tunnel book – take one book – 2 weeks. Will also link into non-fiction too.</p> <p>Christmas themed week – 1 week.</p>	<p>6 weeks Explanation texts – monsters – an owners guide – 2 weeks</p> <p>Fiction - Georges Marvellous Medicine – 2 weeks</p> <p>Instructions linked to Georges Marvellous Medicine – 2 weeks</p>	<p>6 weeks Lila and the secret of rain - Traditional Tales – Myths – link to plants in science – why it is important to have rain – 2 weeks</p> <p>Take one book - The man whose mother was a pirate – Margaret Mahy - 2 weeks</p> <p>Poetry – pirates poems – 2 weeks</p>	<p>5 weeks Non-chronological reports- 2 weeks about sharks</p> <p>Sea animals calligram poems – 1 week</p> <p>Traction man and the beach odyssey – 2 weeks</p>	<p>7 weeks Instructions linked to Olympic sports. – 1 week.</p> <p>1 week for sports week</p> <p>Explanation texts – compare to instructions. Explain how the Olympics works – 2 weeks.</p> <p>Take one book – 3 weeks</p>
	Securing fluency to 20, Place value, Ordering and comparing, Finding compliments of 10 and 100	Mental addition and subtraction, Finding part or whole unknown, Comparison, money and measures	Statistics, Written addition and subtraction, Time	Double and half Multiplication Division	Fractions Problem solving Geometry	Geometry Mental calculation review, Written calculation review, Time review.
Maths	<p align="center">Progression in maths</p> <p align="center"> Mathematics-Progression-of-Skills yr 2.do</p>			<p align="center">maths vocabulary year 2</p> <p align="center"> Maths vocabulary year 2.docx</p>		
Science	<u>Animals including humans</u>	Everyday materials 1 -	Everyday materials 2	Plants	Habitats 1	Habitats 2
	<p align="center"> Non negotiables.docx</p>			<p align="center"> Science-vocabulary.docx</p>		
Computing	2create a story	Researchers	Computer Art	Scratch programme	Creating presentations	Using and applying

		 Non negotiables.docx	 Computing-Progression-of-Skills.docx			
RE	SIGNS AND SYMBOLS (1:6, 1:9) Signs and symbols in everyday life, the use of artefacts, symbolic behaviour. The main symbols from each faith and their meaning: Cross (Christianity), Wheel of Life (Buddhism), Om (Hinduism), Star and Crescent (Islam), Menorah (Judaism), Khanda (Sikhism) Symbolic behaviour for Christians and Muslims	CHRISTMAS (1:8, 1:13) Giving and receiving at Christmas Story of the wise men. Significance of the gifts they gave. The purpose of giving gifts at Christmas. Invisible gifts. God's gift of Jesus (Christianity)	SPECIAL PLACES (1: 1, 1:5, 1:6, 1:7, 1:9, 1:10, 1:15) What do Christians do when they go to church? To include a visit to a church Preparation for visit. The visit, including meeting with the leader, consideration of purpose for attending church. After the visit. 7 hours	EASTER (1:1, 1:3, 1:8, 1:10, 1:12,) Why is Easter Important for Christians? The excitement of Palm Sunday, the special feeling of the Last Supper, the sadness of the Crucifixion, the joy of the Resurrection. 'Badger's Parting Gifts' by Susan Varley	RELIGIOUS LEADERS (1:4, 1:11, 1:15) The work of religious leaders within the community Authority figures within their own lives The role and work of, for example: Vicar/Priest/Minister/Pastor (Christianity), Rabbi (Judaism), Granthi (Sikhism), Priest (Hinduism), Imam (Islam)	EASY QUESTIONS - DIFFUCULT ANSWERS (1:1, 1:11, 1:12, 1:14) The ultimate questions raised by the natural world People's relationship with the natural world Who is God? Why am I here? What is good? What is bad? Is death the end?
PE	Gymnastics Hockey	ABC – agility, balance and control Dance	Strike and field - cricket Gymnastics	Attack and defend/competitive Gymnastics	Basketball Dance	Athletics – prep for sports day Gymnastics/dance
			 Physical-Education-Progression-of-Skills ks1.docx			
Art	Local Artists Street art	Making models of towers, bridges, tunnels	Exploring colour theory and abstract artists.	Observational drawing Fabric faces of pirates	Seascapes Sketching (shells) Modelling	Different flags Olympic symbols Moving pictures
	 Non negotiables.docx		 Art-and-Design-Progression-of-Skills ks1.docx	 Design-and-Technology-Progression-of-Skills ks1.docx		
DT		<u>Design, make and evaluate</u> Create a castle with a working drawbridge Make a recreation of Tower bridge with a lifting bridge		<u>Cooking and nutrition</u> Making a fruit salad		

Geography	Field work-physical and human features (build on work in year 1)			Plants Locate artists on a world map Investigate plants in Asia, Europe climate, environments Famous gardens, compare to school gardens	Coastal features- (human and physical)- refer to seaside trip 2018 Maps(build on learning in year 1)	Olympic countries.
	Identify key places on a map Changes in a familiar place NC KS1 G3,5,6			NC KS1 G5	Coastal features Compare beach in UK to Australia wildlife NC KS1 G5, 6	
			 Geography-Progression-of-Skills ks1.docx	 Geography vocabulary list ks1.doc		
History	Local area-changes over time BV-mutual respect NC KS1 Hi 1,4	Castles Castle Life Brunel How castles were built to defend compare BV-Individual liberty, mutual respect, democracy. Rule of Law NC KS1 Hi 2	History of Art significant people Life of Claude Monet Vincent Van Gogh Chronology of artists BV-Individual liberty, mutual respect, democracy. Rule of Law NC KS1 Hi 3			
			 History-Progression-of-Skills ks1...docx	 Hist Key vocabulary KS1.docx		
PSHE	Being me in my world	Celebrating differences	Dreams and Goals	Healthy Me	Relationships	Changing Me
Music	Music express – our bodies, animals	To explore how sounds can be made in different ways.	Music express – pattern, number	Music express – weather, seasons	Music express – water, ourselves	Music express – our land, travel



Music-Progression-of
-Skills.docx

	 Music-Progression-of -Skills.docx					
Trip (ideas)	Local walk	Castle trip or Tower of London	Muck and mess morning	Golden Hinde	Ruislip lido	Whole school trip